
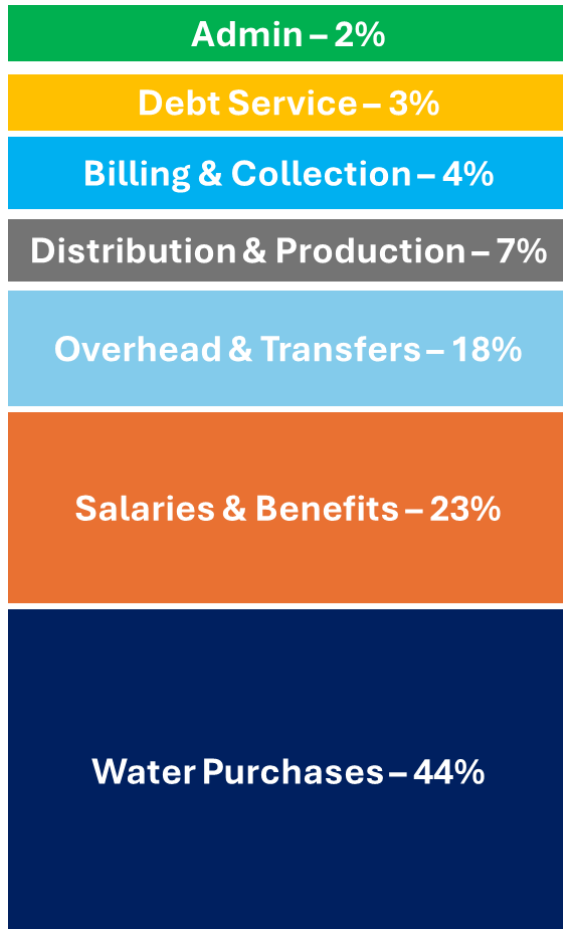


# WATER DEPARTMENT

March 12, 2026



# Operating Budget



## FY 2024 - 25 BUDGET VS. ACTUALS

	FY 2024-25 Budget (Revised)	FY 2024-25 Actuals	% Used
Water Purchases	\$ 8,570,300	\$ 8,429,437	44%
Salaries & Benefits	4,441,700	3,734,269	23%
Distribution & Production	1,307,100	632,311	7%
Billing & Collection	781,000	273,763	4%
Debt Service	496,000	488,352	3%
Admin	325,500	286,400	2%
<b>Direct Operating Costs</b>	<b>\$15,921,600</b>	<b>\$13,844,532</b>	<b>82%</b>
Overhead	2,104,050	1,825,526	
Interfund Transfers	1,338,700	-	
<b>Overhead &amp; Transfers</b>	<b>\$ 3,442,750</b>	<b>\$ 1,825,526</b>	<b>18%</b>
<b>TOTAL</b>	<b>\$19,364,350</b>	<b>\$15,670,058</b>	<b>81%</b>

# Historical Water Billing

## EVEN BILLING CYCLE

	Service Period	Billing Month	Billing Type
2026	January-February	APRIL	Metered Billing
		MARCH	No Bill
	November-December	FEBRUARY	Metered Billing
	September-October	JANUARY	Metered Billing
2025	July-August	DECEMBER	No Bill
		NOVEMBER	Metered Billing
		OCTOBER	No Bill
	April-June	SEPTEMBER	No Bill
		AUGUST	Metered 1-Time Adj. *
		JULY	No Bill
	February-March	JUNE	Average Billing
		MAY	No Bill
	December-January	APRIL	Average Billing
		MARCH	No Bill
October-November	FEBRUARY	Average Billing	
August-September	JANUARY	Average Billing	
2024	June-July	DECEMBER	No Bill
		NOVEMBER	Average Billing
		OCTOBER	No Bill
	April-June	SEPTEMBER	No Bill
		AUGUST	Metered Billing
		JULY	No Bill
	February-April	JUNE	No Bill
	MAY	Metered - Old System	

## ODD BILLING CYCLE

	Service Period	Billing Month	Billing Type
2026	January-February	MAY	Metered Billing
		APRIL	No Bill
	November-December	MARCH	Metered Billing
	September-October	FEBRUARY	No Bill
2025	July-August	JANUARY	Metered Billing
		DECEMBER	No Bill
		NOVEMBER	Metered Billing
	May-July	OCTOBER	No Bill
		SEPTEMBER	Metered 1-Time Adj. *
	March-April	AUGUST	No Bill
		JULY	Average Billing
	January-February	JUNE	No Bill
		MAY	Average Billing
	November-December	APRIL	No Bill
September-November	MARCH	No Bill	
July-August	FEBRUARY	Average Billing	
2024	May-July	FEBRUARY	Average Billing
		JANUARY	Average Billing
		DECEMBER	No Bill
	March-May	NOVEMBER	No Bill
		OCTOBER	No Bill
		SEPTEMBER	Metered Billing
		AUGUST	No Bill
	JULY	No Bill	
	JUNE	Metered - Old System	



# Projected Billing Cycle

## EVEN BILLING CYCLE

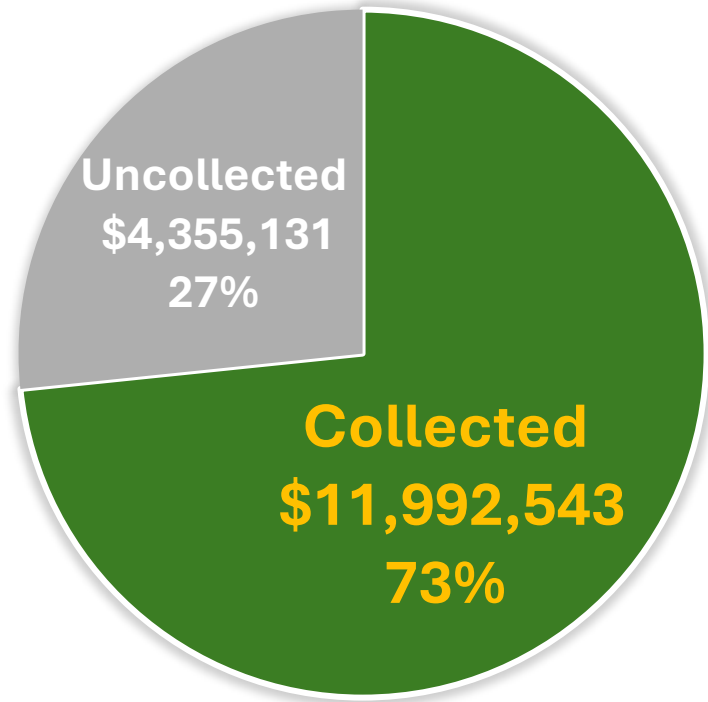
Service Period	Bill Month	Billing Type
	SEPTEMBER	No Bill
April-May	AUGUST	Metered Billing
	JULY	No Bill
March-April	JUNE	Metered Billing
	MAY	No Bill
February-March	APRIL	Metered Billing

## ODD BILLING CYCLE

Service Period	Bill Month	Billing Type
March-April	SEPTEMBER	Metered Billing
	AUGUST	No Bill
February-March	JULY	Metered Billing
	JUNE	No Bill
January-February	MAY	Metered Billing
	APRIL	No Bill

# Revenue Collection

## FY 2024 - 25 WATER REVENUE



Uncollected Accounts			
	# of Accounts		Amount
Residential	2973	\$	879,925
Commercial	1496	\$	3,475,206
Total	4469	\$	4,355,131

**QUESTIONS?**

---

